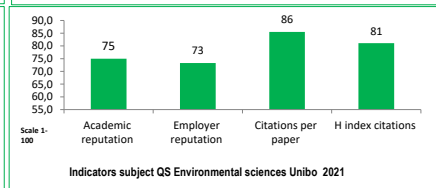
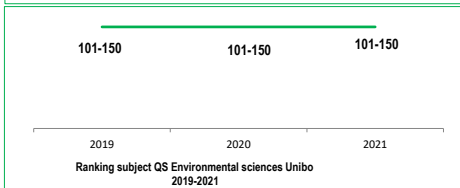
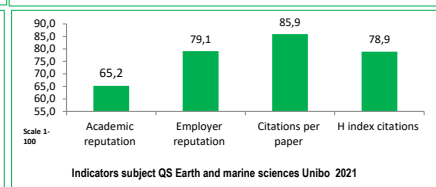
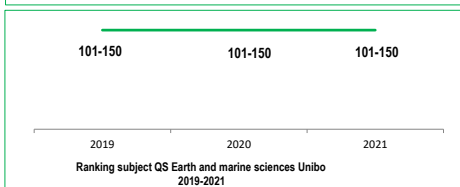
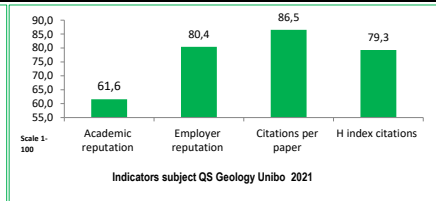
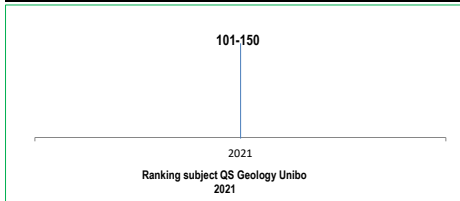


BIGEA in QS Ranking By Subject 2021					
Year	QS subjects	Unibo	Unibo	Best in Italy	Best in Europe
2021	Geology	101-150 (top 201)	1	101-150 UNIBO=Unipd	ETH, CH
2021	Earth and marine sciences	101-150 (top 200)	1	101-150 UNIBO=Unipd	ETH, CH
2021	Environmental sciences	101-150 (top 451)	2=Unipd	95 Polimi	Oxford, UK
2021	Biological sciences	142= (top 622)	3	135 Unipd	Cambridge, UK
2021	Geography	51-100 (top 200)	1	51-100 UNIBO	Oxford, UK
2021	Anthropology	51-100 (top 120)	1	51-100 UNIBO = Roma La Sapienza	Cambridge, UK
2021	Sports-related Subjects	101-120 (top 120)	1	101-120 UNIBO	Loughborough, UK
2021	Agriculture and forestry	44 (top 401)	1	44 UNIBO	Wageningen NL



In the new subject **Geology**, Bologna enters in the top 101-150 in the world, Unibo is the best in Italy with Padua.
 In the subject **Earth and marine sciences**, Unibo is the best in Italy with Padua, and among 101-150 in the world top 200.
 In the subject **Environmental sciences**, Bologna is ranked among 101-150 in the world.

Estimate of the contribution of the BIGEA Department to the standing of the university in the QS subject								
	BIGEA	DIFA	FABIT	DIBINEM	DISCI	DBC	DISTAL	Others departments
Geology	Prevalent							
Number of researcher in the Scientific Disciplinary Sector (SSD) (GEO/01,02,03,05,12)	79%	10%	0%	0%	0%	0%	0%	11%
Earth and marine sciences	Prevalent							
Number of researcher in the Scientific Disciplinary Sector (SSD) (AGR/14, GEO/01,02,03,04,05,07,08,09,12)	72%	21%	0%	0%	0%	0%	2%	5%
Environmental sciences	Prevalent							
Number of researcher in the Scientific Disciplinary Sector (SSD) (AGR/14, BIO/02,03,05,07, GEO/03,04,05,07,09,12)	59%	20%	1%	0%	0%	5%	2%	13%
Biological sciences	Minor							
Number of researcher in the Scientific Disciplinary Sector (SSD) (BIO/01,02,03,05,06,07,08,09,10)	15%	2%	25%	9%	0%	2%	13%	34%
Geography	Minor							
Number of researcher in the Scientific Disciplinary Sector (SSD) (GEO/04)	9%	0%	0%	0%	46%	10%	0%	35%
Anthropology	Minor							
Number of researcher in the Scientific Disciplinary Sector (SSD) (BIO/08)	7%	0%	0%	1%	47%	23%	0%	22%
Sports-related Subjects	Minor							
Number of researcher in the Scientific Disciplinary Sector (SSD) (BIO/08,09,10)	4%	0%	8%	34%	0%	1%	1%	52%
Agriculture and forestry	Minor							
Number of researcher in the Scientific Disciplinary Sector (SSD) (AGR/14, BIO/01,02,03)	2%	0%	1%	0%	0%	0%	84%	13%

PROCEDURE ADOPTED BY THE EXECUTIVE COMMITTEE FOR QUALITY ASSURANCE TO ESTIMATE THE CONTRIBUTION OF EACH DEPARTMENT
 -Analysis of the population of each department (31 December 2020) and of the SSDs of each researcher (professors and researchers on permanent and fixed-term contracts);
 -identification by the Executive Committee for quality assurance of the SSDs that characterise each subject (on a scale from 0 to 10);
 -identification of each department's level of contribution to each subject according to this scheme ::
PREVALENT accounts for at least 50% of the scores related to the university's research staff belonging to the SSDs associated with the subject;
SIGNIFICANT BUT NOT PREVALENT accounts for at least 50% of the scores related to the university's research staff belonging to the SSDs associated with the subject;
MINOR BUT PERTINENT accounts for less than 20% of the scores related to the university's research staff belonging to the SSDs associated with the subject.
 No mention is given to subjects unrelated to at least 4 research staff. And, the subjects in which the university has not been.